



REF. PCS **13.00**

# MODEL | GSW15-22 Deutz

- DEUTZ Diesel engine.
- Water cooling system.
- Internal residential muffler.
- Central lifting point.
- Baseframe capable to be moved with hand pallet truck.
- Complete with engine and battery liquids.
- Manual pump oil drain pipe.
- Fully bunded / Completly sealed baseframe.
- Rental kit as option (POWER ON RENT).




MODEL		GSW15D	GSW22D	
CODE		SC130TDA	SC200TDA	
TECHNICAL FEATURES	<b>PRIME POWER PRP</b>	<b>kVA (kW)</b>	<b>14,3 (11,4)</b>	<b>20,1 (16,1)</b>
	<b>EMERGENCY POWER LTP</b>	<b>kVA (kW)</b>	<b>15,0 (12,0)</b>	<b>21,1 (16,8)</b>
	Voltage	Volt	400/231	400/231
	Frequency	Hz	50	50
	Power factor	Cos φ	0,8	0,8
	Tank capacity	Litres	78	78
	Autonomy (100% load PRP)	h	20,5	15,0
	Acustic power	LWA	91	91
	Acustic pressure at 7m	dB(A)	66	66
	Dimensions (LxWxH)	mm	1.800 x 830 x 1.300	1.800 x 830 x 1.300
	Weight	kg	720	785
	<b>DIESEL ENGINE</b>	<b>DEUTZ</b>	<b>D2009L03</b>	<b>D2009L04</b>
	Cooling system	Type	Water	Water
	Speed	r.p.m.	1.500	1.500
	Displacement	c.c.	1.718	2.290
	Cyliders and disposition	n° disp.	3 L	4 L
	Aspiration	Type	Natural	Natural
	Engine power PRP	kWm	14,8	19,1
	Fuel consumption (100% load)	l/h	3,8	5,2
	Specific consumption PRP	g/kWh	240	229
Engine governor (standard)	Type	Mechanical	Mechanical	
Electrical system (DC)	Volt	12	12	
<b>ALTERNATOR (1)</b>	<b>Brand - Type</b>	<b>Mecc Alte - ECO 3 2L/4</b>	<b>Stamford - BCI 184 E</b>	
Insulation	Class	H	H	
Mechanical degree of protection	Type	IP23	IP23	
Voltage regulation	Type (%)	Electronic (± 1)	Electronic (± 1,5)	


(1) Depending on availability, Stamford or MeccAlte alternator could be installed as variant, models BCI164C and ECO28 1L respectively.

TECHNICAL CHARACTERISTICS LISTED ARE NOT INCLUSIVE OF ANY PRODUCT CUSTOMIZATIONS AND THE PRODUCER RESERVES THE RIGHT TO MODIFY THEM FOR INNOVATIONS WITHOUT PRIOR NOTICE


MANUAL CONTROL PANEL (MCP)		GSW15D	GSW22D
MANUAL CONTROL PANEL (MCP)		<ul style="list-style-type: none"> <li>• Generating set voltage (3 phases).</li> <li>• Generating set frequency.</li> <li>• Generating set intensity (3 phases).</li> <li>• Battery voltage.</li> <li>• Power (kVA - kW - kVAr).</li> <li>• Power factor Cos φ.</li> <li>• Hours-counter.</li> <li>• Fuel level (%).</li> </ul>	
		<ul style="list-style-type: none"> <li>• DC supply selector switch.</li> <li>• Push-buttons: start/stop.</li> <li>• Emergency stop button.</li> <li>• Remote starting availability by means of the control unit.</li> </ul>	
	Manual control panel mounted on the genset complete with digital control unit for monitoring, control and protection of the generating set.	<ul style="list-style-type: none"> <li>• <b>Protections with alarm</b></li> <li>• Engine protections: low-fuel level, low oil pressure, high engine temperature.</li> <li>• Genset protections: over-frequency, battery voltage out of limits.</li> </ul>	<ul style="list-style-type: none"> <li>• <b>Protections with shutdown</b></li> <li>• Engine protections: low fuel level, low oil pressure, high engine temperature.</li> <li>• Genset protections: under/over voltage, over-load, under/over frequency, under/over battery voltage.</li> <li>• Circuit breaker protection: IV poles.</li> <li>• Differential protection.</li> </ul>
	<i>This configuration is in modification process by other of similar features.</i>	<b>Output</b>	<ul style="list-style-type: none"> <li>• Power cables connection to terminals board (external).</li> </ul>

TECHNICAL CHARACTERISTICS LISTED ARE NOT INCLUSIVE OF ANY PRODUCT CUSTOMIZATIONS AND THE PRODUCER RESERVES THE RIGHT TO MODIFY THEM FOR INNOVATIONS WITHOUT PRIOR NOTICE

AUTOMATIC CONTROL PANEL (ACP)		GSW15D	GSW22D
 <p>Automatic control panel mounted on the genset, complete with digital control unit <b>AC01</b> for monitoring, control and protection of the generating set.</p>	<p><b>Digital instrumentation</b> through AC-01 control unit.</p>	<ul style="list-style-type: none"> <li>• Generating set voltage (3 phases).</li> <li>• Mains voltage.</li> <li>• Generating set frequency.</li> <li>• Generating set current (3 phases).</li> <li>• Battery voltage.</li> <li>• Power (kVA - kW - kVAr).</li> <li>• Power factor Cos φ.</li> <li>• Hours-counter.</li> <li>• Engine speed r.p.m.</li> <li>• Fuel level (%).</li> </ul>	
	<p><b>Commands and others</b></p>	<ul style="list-style-type: none"> <li>• Selector switch with six positions: Automatic test - Automatic starting - Engine locked - Mains contactor forced - Manual starting - Genset contactor forced.</li> <li>• Push-buttons: start/stop, up/down selection, reset.</li> <li>• Emergency stop button.</li> <li>• Remote starting availability by means of the control unit.</li> <li>• Acoustic alarm.</li> <li>• Automatic battery charger.</li> </ul>	
	<p><b>Protections with alarm</b></p>	<ul style="list-style-type: none"> <li>• Engine protections: low fuel level, low oil pressure, high engine temperature.</li> <li>• Genset protections: under/over voltage, overload, under/over frequency, starting failure, under/over battery voltage, battery charger failure.</li> </ul>	
	<p><b>Protections with shutdown</b></p>	<ul style="list-style-type: none"> <li>• Engine protections: low fuel level, low oil pressure, high engine temperature,</li> <li>• Genset protection: under/over voltage, overload, under/over battery voltage, battery charger failure.</li> <li>• Circuit breaker protection: IV poles.</li> <li>• Differential protection.</li> </ul>	
	<p><b>Output</b></p>	<ul style="list-style-type: none"> <li>• Plinth row for control cables connection from ACP (mounted on the genset) to LTS panel.</li> <li>• Power cables connection to terminals board (external).</li> </ul>	


AUTOMATIC CONTROL PANEL (AMF)		GSW15D	GSW22D
 <p>Automatic control panel for automatic starting by Mains failure. Delivered loose from the genset, and complete with digital control unit <b>AC01</b> for monitoring, control and protection of the generating set.</p>	<p><b>Digital instrumentation</b> through AC01 control unit.</p>	<ul style="list-style-type: none"> <li>• Generating set voltage (3 phases).</li> <li>• Mains voltage.</li> <li>• Generating set frequency.</li> <li>• Generating set current (3 phases).</li> <li>• Battery voltage.</li> <li>• Power (kVA - kW - kVAr).</li> <li>• Power factor Cos φ.</li> <li>• Hours-counter.</li> <li>• Engine speed r.p.m.</li> <li>• Fuel level (%).</li> </ul>	
	<p><b>Commands and others</b></p>	<ul style="list-style-type: none"> <li>• Selector switch with six positions: Automatic test - Automatic starting - Engine locked - Mains contactor forced - Manual starting - Genset contactor forced.</li> <li>• Push-buttons: start/stop, up/down selection, reset.</li> <li>• Emergency stop button.</li> <li>• Remote starting availability.</li> <li>• Acoustic alarm.</li> <li>• Automatic battery charger.</li> </ul>	
	<p><b>Change over contactors Mains/Genset</b></p>	<p>IV poles - 20A.</p>	<p>IV poles - 32A.</p>
	<p><b>Protections with alarm</b></p>	<ul style="list-style-type: none"> <li>• Engine protections: low fuel level, low oil pressure, high engine temperature.</li> <li>• Genset protections: under/over voltage, overload, under/over frequency, starting failure, under/over battery voltage, battery charger failure.</li> </ul>	
	<p><b>Protections with shutdown</b></p>	<ul style="list-style-type: none"> <li>• Engine protections: low fuel level, low oil pressure, high engine temperature,</li> <li>• Genset protection: under/over voltage, overload, under/over battery voltage, battery charger failure.</li> </ul>	
	<p><b>Output</b></p>	<ul style="list-style-type: none"> <li>• Plinth row for connection from pre-wired panel (mounted on the genset) to AMF panel.</li> <li>• Power cables connected to terminals board (internal).</li> </ul>	

**GENSET SUPPLEMENTS (ONLY AVAILABLE WHEN ORDERED)**





MACHINE SUPPLEMENTS	GSW15D	GSW22D
<ul style="list-style-type: none"> <li>• <b>AFP: AUTOMATIC FUEL TRANSFER PUMP.</b> Not available with <b>KRT</b>.</li> </ul>		
<ul style="list-style-type: none"> <li>• <b>DCC: DIFFERENT CANOPY COLOUR.</b></li> </ul>		
<ul style="list-style-type: none"> <li>• <b>KRT: RENTAL KIT.</b> Not allowed with PHS or AFP. Complete of:</li> </ul>		
<p><b>Battery switch.</b></p>		
<p><b>Fuel filter water separator.</b></p>		
<p><b>Three way valve.</b></p>		
<p><b>Earth rod.</b></p>		
<p><b>Sockets kit.</b></p>	<p>1 x 400V/32A 3P+N+T CE.</p> <p>1 x 230V/16A 2P+T CE.</p> <p>1 x 230V/16A Schuko.</p>	
<ul style="list-style-type: none"> <li>• <b>PHS: COOLANT PREHEATING SYSTEM.</b></li> </ul>		

**CONTROL PANEL SUPPLEMENTS (ONLY AVAILABLE WHEN ORDERED)**

TECHNICAL CHARACTERISTICS LISTED ARE NOT INCLUSIVE OF ANY PRODUCT CUSTOMIZATIONS AND THE PRODUCER RESERVES THE RIGHT TO MODIFY THEM FOR INNOVATIONS WITHOUT PRIOR NOTICE

<b>CONTROL PANEL SUPPLEMENTS</b>	<p><b>MAP: MANUAL ANALOGUE CONTROL PANEL.</b></p>		
	 <p>Manual control panel mounted on the genset, with analogue instrumentation, and protected through door with lockable handle.</p>	<p><b>Instrumentation (analogue)</b></p>	<ul style="list-style-type: none"> <li>• Voltmeter with selector switch (3 phases).</li> <li>• Frequency meter.</li> <li>• Ammeter with selector switch (3 phases).</li> <li>• Hours-counter.</li> <li>• Fuel level indicator.</li> <li>• Oil pressure indicator.</li> <li>• Engine temperature indicator.</li> </ul>
		<p><b>Commands and others</b></p>	<ul style="list-style-type: none"> <li>• Start/stop selector switch with key.</li> <li>• Emergency stop button.</li> </ul>
		<p><b>Protections with alarm</b></p>	<ul style="list-style-type: none"> <li>• Engine protections: low fuel level, low oil pressure, high engine temperature, battery charger failure.</li> </ul>
		<p><b>Protections with shutdown</b></p>	<ul style="list-style-type: none"> <li>• Engine protection unit: low fuel level, low pressure oil, high engine temperature, battery charger failure.</li> <li>• Circuit breaker protection: IV poles.</li> <li>• Differential protection.</li> </ul>
	<p><b>Output</b></p>	<ul style="list-style-type: none"> <li>• Power cables connected to terminals board (external).</li> </ul>	
	<p><b>RSS: REMOTE START/STOP.</b> Only for MAP.</p>		

**ACCESSORIES**

<b>ACCESSORIES</b>	<p><b>LOAD TRANSFER SWITCH PANEL.</b></p>						
	 <p>Load transfer switch panel built in a metal cabinet and supplied loose from the genset.</p>	<p><b>Change over contactors</b></p>	<table border="1"> <tr> <td style="text-align: center;"><b>GSW15D</b></td> <td style="text-align: center;"><b>GSW22D</b></td> </tr> <tr> <td style="text-align: center;"><b>IV poles - 20A.</b></td> <td style="text-align: center;"><b>IV poles - 32A.</b></td> </tr> </table>	<b>GSW15D</b>	<b>GSW22D</b>	<b>IV poles - 20A.</b>	<b>IV poles - 32A.</b>
		<b>GSW15D</b>	<b>GSW22D</b>				
		<b>IV poles - 20A.</b>	<b>IV poles - 32A.</b>				
		<p><b>Connections</b></p>	<ul style="list-style-type: none"> <li>• Plinth row for connection from ACP to LTS panel.</li> <li>• Terminals board for power cables connection (Genset-Mains-Load).</li> </ul>				
<p><b>Protections</b></p>	<ul style="list-style-type: none"> <li>• Contactors mechanically and electrically interlocked.</li> <li>• Emergency stop button.</li> </ul>						
<p>Note: Automatic control panel + LTS panel measures the Mains voltage and starts automatically the genset within few seconds in case of Mains failure. It transfers immediately the load again to the genset when the Mains voltage returns within the rated values.</p>							
	<p><b>GSB: GALVANIZED SKIDS.</b> Heavy duty galvanized skid to be installed under the genset. Easily transportable with fork lift.</p>						
	<p><b>RCG: REMOTE CONTROL BY GSM KIT</b> (kit for genset management and control by remote PC; communication available by means of RS232 directly to PC or through GSM modem). Available only on the automatic versions.</p>						
	<p><b>STR: SITE TRAILER.</b> Single axle.</p>						
	<p><b>RTR: ROAD TRAILER</b> (only for Spanish market). Single axle.</p>	